


Push to 0/1-10V Module

Model: KPA



Manual

Product Introduction

- Paired with a push switch, it instantly transforms into a 0/1-10V dimmer, enabling traditional switches to easily adjust professional lighting effects.
- A short press turns the light on or off, offering simple operation.
- A long press allows for brightness adjustment, giving you full control.
- It automatically memorizes the state after a power outage, restoring the brightness and switch status when power is resumed.
- With its compact size, it can be easily installed in European, American, and national standard junction boxes, making it suitable for a variety of installation scenarios.

Technical Specs

Model	KPA
Input voltage	100-240Vac
Input signal	PUSH DIM
Output signal	0/1-10V, MAX.15mA
Working temperature	-25°C~50°C
Product size	L45×W45.5×H20.5(mm)
Product weight	30g
Standards	UL8750、EN 61347-2-13:2014+A1:2017、EN 61347-1:2015+A1:2021、EN 62493:2015/A1:2022



RoHS




Product Images

0/1-10V Signal output



Push switch terminals

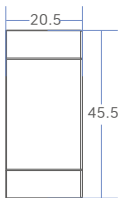
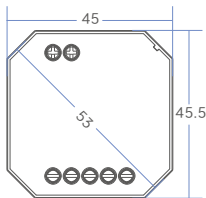


Hide this product inside a switch box.

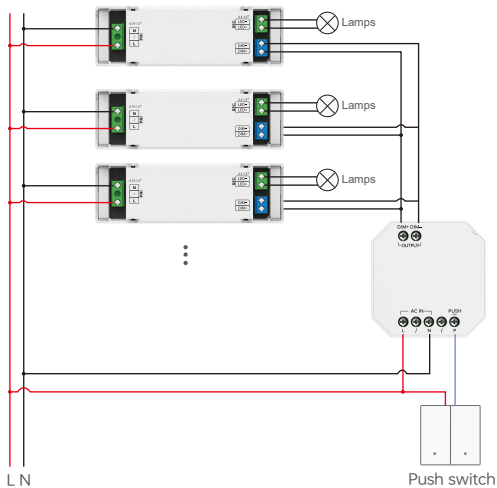
*Requires installation in a box with a depth of $\geq 50\text{mm}$

Product Size

Unit: mm



Wiring Diagram



Attention

- Product installation and commissioning should be done by a qualified professional.
- Our company products are and not lightningproof non-waterproof(special models excepted). Please avoid the sun and rain. When installed outdoors, please ensure they are mounted in a water proof enclosure or in an area equipped with lightning protection devices
- Good heat dissipation will prolong the working life of products. Please ensure good ventilation.
- Please check if the working voltage used complies with the parameter requirements of products.
- The diameter of wire used must be able to load the light fixtures you connect and ensure the firm wiring.
- Before you power on products, please make sure all the wiring is correct in case of incorrect connection that causes damage to light fixtures.
- If a fault occurs, please do not attempt to fix products by yourself. If you have any question, please contact your suppliers.

Warranty Agreement

- Warranty periods from the date of delivery: 5 years.
- Free repair or replacement services for quality problems are provided within warranty periods.


Warranty exclusions below:

Following conditions are not within the guarantee range of free repairing or replacement services:

- Beyond warranty periods.
 - Any artificial damage caused by high voltage, overload, or improper operations.
 - Products with severe physical damage.
 - Damage caused by natural disasters and force majeure.
 - Warranty labels and barcodes have been damaged.
 - No any contract signed by our company.
1. Repair or replacement provided is the only remedy for customers. Our company is not liable for any incidental or consequential damage unless it is within the law.
 2. Our company has the right to amend or adjust the terms of this warranty, and release in written form shall prevail.
- * This manual is subject to changes without further notice. Product functions depend on the goods. Please feel free to contact our official distributors if you have any question.

PUSH-0/1-10V模块

型号: KPA



使用说明书

产品介绍

- 搭配复位开关秒变0/1-10V调光器，实现传统开关也能轻松调节专业灯光效果。
- 短按即可开关灯具，操作简单。
- 长按可调节亮度，随心所欲。
- 断电后自动记忆状态，恢复供电即恢复亮度和开关状态。
- 体积小巧，可轻松安装在欧规、美规和国标底盒内，适配多种安装场景。

技术参数



产品型号	KPA
输入电压	100-240V~,50/60Hz
输入信号	PUSH DIM
输出信号	0/1-10V, MAX.15mA
工作温度	-25°C~50°C
产品尺寸	L45×W45.5×H20.5(mm)
产品重量	30g
执行标准	UL8750、EN 61347-2-13:2014+A1:2017、EN 61347-1:2015+A1:2021、 EN 62493:2015/A1:2022



RoHS



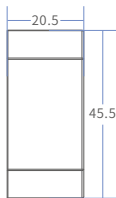
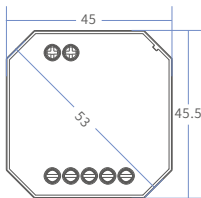
产品图示



将本产品隐藏于开关暗盒内
*需使用深度 $\geq 50\text{mm}$ 的暗盒安装

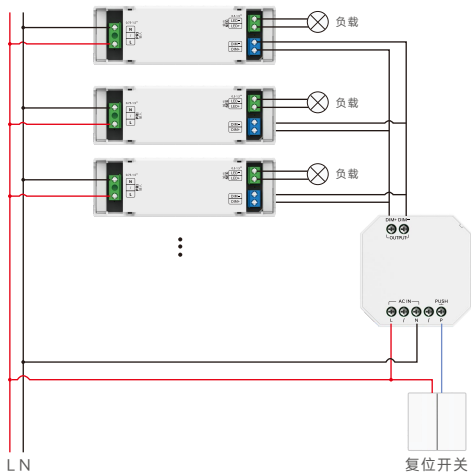
产品尺寸

单位: mm



接线应用

复位开关接线图



注意事项

- 请由具有专业资格的人员进行调试安装；
- 我司产品（专有型号除外）不能防水防雷，需避免日晒雨淋，如安装在户外，请用防水箱和防雷装置；
- 良好的散热条件会延长产品的使用寿命，请把产品安装在通风良好的环境；
- 请检查使用的工作电压是否符合产品的参数要求；
- 通电调试前，应确保所有接线正确，以避免因接线错误而导致灯具损坏；
- 请检查使用的工作电压是否符合产品的参数要求；
- 如果发生故障，请勿私自维修；如有疑问，请联系供应商。

* 本说明书的内容如有变更,恕不另行通知。若内容与您使用的功能有所不同,则以实物为准。
如有疑问,欢迎向我司授权的经销商咨询。

保修条例

- 自出厂之日起保修服务期为5年。
- 在保修服务期内出现产品质量问题我司将给予免费修理或更换服务。

非保修条例：

属下列情况不在免费保修或更换服务范围之内：

- 已经超出保修期限的；
- 过高电压、超负载、操作不当等人为造成的损坏；
- 产品外形严重损坏或变形；
- 自然灾害以及人力不可抗拒原因造成的损坏；
- 产品保修标签和产品唯一条形码损坏；
- 无我司签订的合同或发票凭证。

1. 修理或更换是我司对客户的最唯一补救措施。我司不承担任何附带引起的损害赔偿，除非在适用法律范围之内。

2. 我司享有修正或调整本保修条款的权利，并以书面形式发布为准。